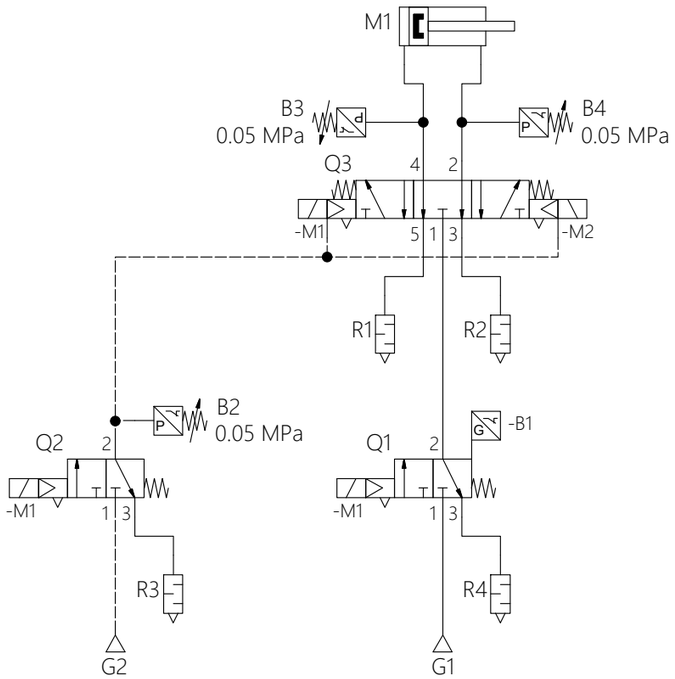

Safety subfunction

STO - safe torque off	up to category 1, up to PL c can be reached
PUS - prevention unexpected start-up (operation pressure)	up to category 3, up to PL e can be reached
PUS - prevention unexpected start-up (pilot pressure)	up to category 3, up to PL d can be reached

Block diagram

STO - safe torque off

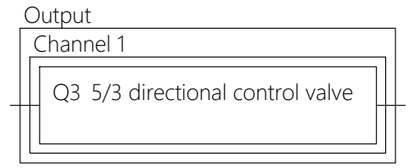

PUS - prevention unexpected start-up (operation pressure)

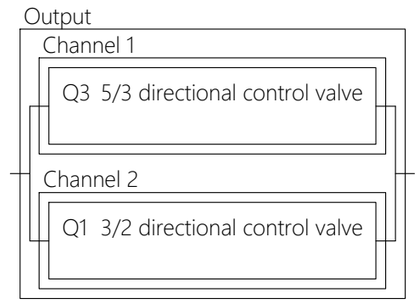

Q3
5/3 directional control valve
Diagnostic coverage DC=90%
Indirect monitoring
With switching time monitoring by pressure switch
(estimate according ISO 13849-1, table E.1)

Q1
3/2 directional control valve
Diagnostic coverage DC=99%
Direct monitoring
With switching time monitoring by limit switches
(estimate according ISO 13849-1, table E.1)

PUS - prevention unexpected start-up (pilot pressure)

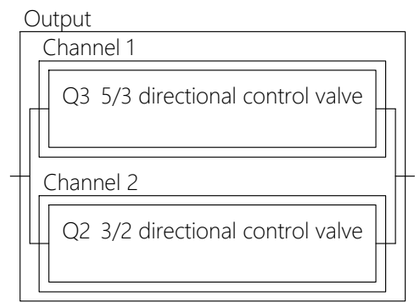

Q3
5/3 directional control valve
Diagnostic coverage DC=90%
Indirect monitoring
With switching time monitoring by pressure switch
(estimate according ISO 13849-1, table E.1)

Q2
3/2 directional control valve
Diagnostic coverage DC=90%
Indirect monitoring
With switching time monitoring by pressure switch
(estimate according ISO 13849-1, table E.1)

Part list

Pos....	Identifi...	Description
1	B2	Pressure switch
2	B3	Pressure switch
3	B4	Pressure switch
4	G1	Operation pressure
5	G2	Pilot air
6	M1	Pneumatic drive, double acting
7	Q1	3/2 directional control valve with spool monitoring
8	Q2	3/2 directional control valve
9	Q3	5/3 directional control valve
10	R1	Silencer
11	R2	Silencer
12	R3	Silencer
13	R4	Silencer

Version translation table: 2022-09-09

					Date	Name				
				Drawn	14.9.2022	JKHL	FESTO	Project	20220131-001 Basic	Installation
				Seen				Page	Circuit	Location
No.	Modification	Date	Name	Release						Scale / Page 1 of 1